






13-15 Polebark Crescent NEW BEITH QLD

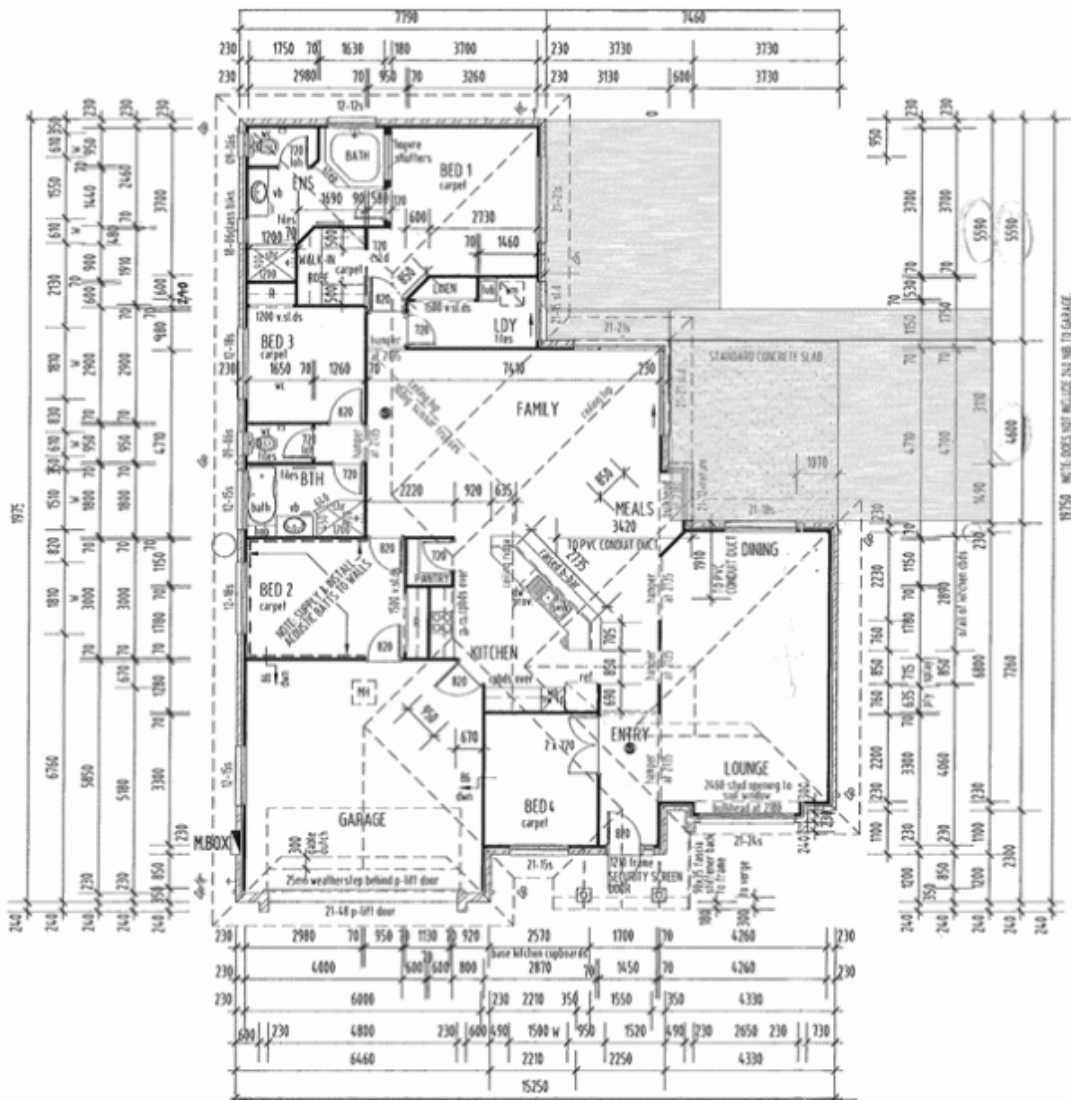
4  2  5 

Tucked away in this gorgeous pocket of New Beith and backing on to peaceful reserve this gorgeous modern property built by Perry Homes is the epitome of the acreage dream. Set in over an acre of rolling lawns and mature tropical gardens this beautiful home offers the perfect balance of indoor and outdoor living.

- * Immaculately presented home with 4 spacious bedrooms
- * Gorgeous Master Suite with stunning hotel style ensuite and walk in robe
- * Bright and airy with beautiful raked ceilings and skylights
- * Spacious open plan living with formal lounge and dining area and separate family room an informal dining
- * Dream kitchen with Smeg stainless steel appliances and dishwasher
- * A cosy log burning fireplace for the winter and airconditioning for the summer
- * Be the envy of your friends with this massive outdoor

Land Size : 4375 sqm

View : <https://www.lavieps.com.au/sale/qld/logan/new-beith/residential/house/5679939>



LIVING AREA: 188 sqm
 GARAGE AREA: 173 sqm
 PORTED AREA: 248 sqm
 TOTAL AREA: 230 sqm
 PERIMETER: 76400 mm



PERRY HOMES (NSW) PTY LTD
NSW Lic. No. 10970C
 Qld Lic. No. 78184

AFFORDABLE HOMES & UNITS

HEAD OFFICE:
 7/9 BOX 6803
 SOUTH PINE RIDGE HEADS, NSW 2146
 ph 81-527 2888 fax 81-527 2884
 Unit 2/17 Greenway Drive
 Tweed Heads South, NSW 2486

site address: LOT 3 POLEBARK CRESCENT,
 NEW BEITH
 A - ADD HAMPER & DIA. WALL TO MEALS
 amended: & WIND RATE APPLIED.

date: FEBRUARY 2001	REV date: MAR 21 2001	wind col: N3
design: BYRON 225 var.	drawn: STEVE	scale: 1:100
this sht: FLOOR PLAN	sht: 2 of 5	job no.: 2010A