



13 Jerome Avenue Augustine Heights QLD

4  2  2 

****UNDER CONTRACT****

This house is HUGE !!! This spacious home built by Hallmark Homes is always popular with families and will take some beating for the price. With multiple living areas, 4 bedrooms + study on a nice easy maintenance block of 600m² you will be impressed with the size of this home.

Land Size : 600 sqm
View : <https://www.lavieps.com.au/sale/qld/ipswich-west-moreton/augustine-heights/residential/house/5680000>

Opposite the park you will be living in the perfect location and within walking distance to both private and public schools.

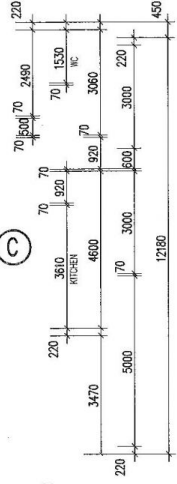
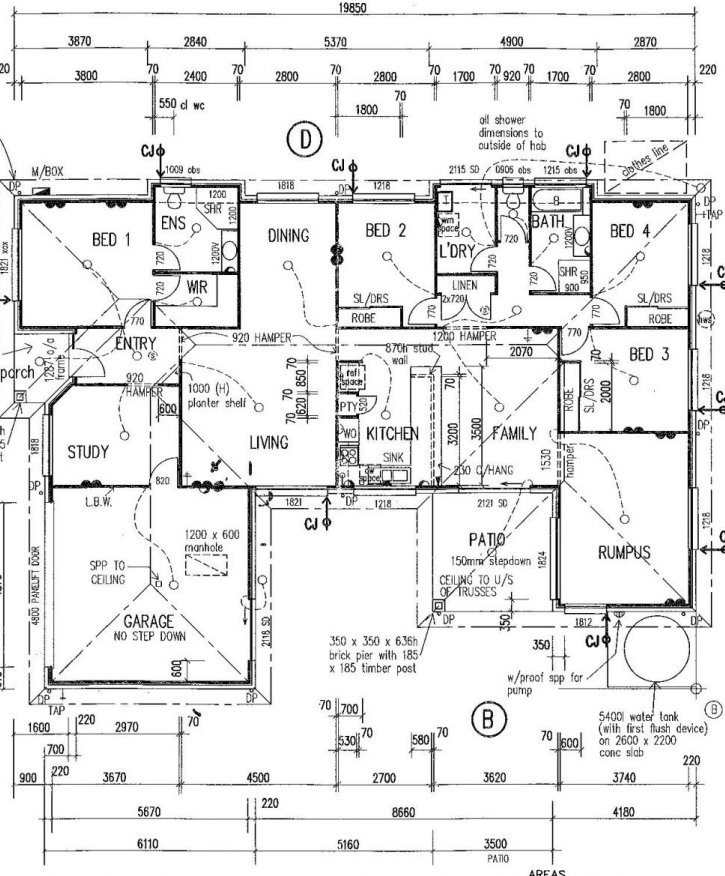
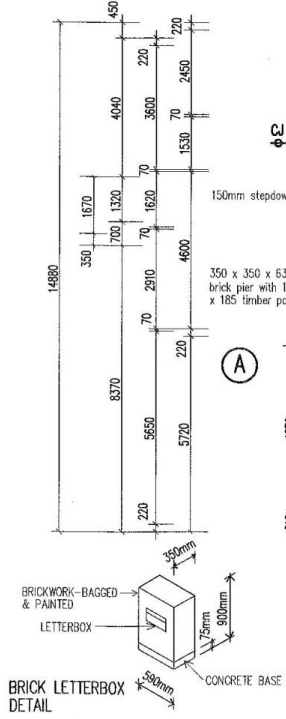
If you wanting to live in a home where their family can spread out then you must come and look at this one before you miss out. Tiled throughout with a formal living area and formal dining, adjacent to the kitchen the family room leads flows out to the spacious alfresco. The back rumpus room is a great size and perfect for a media room sure to

VENT PIPE POSITION TO BE DETERMINED ON SITE (in 140w wall in robe or linen)

DIAGONAL A,B = 24808 (BRICKWORK O.M.P.)

ETON RH 07
PREMIER SPEC.
N2 WP1

NOTE:
8 VENTED SOFFIT SHEETS EVENLY SPACED



INDICATES ARTICULATION JOINT (in addition to those shown, provide additional joints at each side of all sliding doors & garage doors.)

NOTE:
ALL HAMPER OPENINGS TO BE 2135mm FRAME HEIGHT.

NOTE:
Control joints may be required to plasterboard ceiling (position to be determined on site).

SHEET 1 SCALE 1:100

Hallmark Homes PTY.LTD.
80 Smith Street,
Southport, Qld. 4215
Ph. (07) 55313130 Fax. (07) 55310822
A.B.N. 52 607 888 847
Q.L.D. B.A. No. 2304

ELECTRICAL LEGEND:
● single power point at 300
● double power point at 300
● single power point at 1050
● double power point at 1050
● single power point at 1370
● double power point at 1370

⊕ single power point at 1050
⊖ exhaust fan
○ ceiling light outlet
⊕ wall light outlet
● down light outlet

⊕ smoke detector to AS3788
⊕ T.V. point
⊕ phone point
⊕ isolating switch

AREAS

MAIN	184.29
PATIO	12.15
PORCH	3.0
GARAGE	36.17
TOTAL	235.61 m ²

CLIENT **M.W. & M. METCALFE**
LOT 728 JEROME AVENUE
AUGUSTINE HEIGHTS

© Copyright. All rights reserved. Job no. 08168 CW